



Company Financial Report via The Credit Protection Association

pc

[Back to the StatusLink Page](#)

This top grade, best available Aquila report is compiled by I.C.C.

For detailed explanations on each section of this report, please click on  at the top of each section


Credit Decision





Index

-  [Credit Decision](#)
-  [CCJs](#)
-  [Key Filings](#)
-  [Company ID](#)
-  [Ownership](#)
-  [Mortgages](#)
-  [Detailed Financials](#)
-  [Detailed Ratios](#)
-  [Growth Rates](#)
-  [Directors](#)

COLOURSTREAM LITHO LIMITED

Reg No. 02811700

Today's Credit Limit:	£13,000
Today's Score:	63 
Insolvency Proceedings:	No
Winding Up Petitions:	No
Audit Qualification:	Unaudited accounts - Not applicable

Score Bands	Tailored Score Guide
 0 - 35	Caution. High risk potential.
 36 - 50	Caution. Moderate risk. Measured exposure.
 51 - 60	Normal. Limited risk potential. Normal terms.
 61 - 100	Confidence. Low risk potential.

Headlines

Shareholders Funds increased from £203,000 to £222,000, whilst Total Assets decreased from £3,259,000 to £2,989,000.

The business activity in which this company is involved contains a higher amount of insolvencies compared to total population averages.

Although a Trading Profit & Loss Account was not filed, the movement in the Profit & Loss Account Reserve on the Balance Sheet suggests that the company generated a profit after tax and other appropriations.

The company has been established for more than 18 years.

CCJs

County Court Judgments

There are no exact match CCJs for this company.
There are no probable match CCJs for this company.
There are no possible match CCJs for this company.

Details of all exact match CCJs (latest 12)

There are no exact unsatisfied CCJs for this company.

Details of all probable match CCJs (latest 12)

There are no probable unsatisfied CCJs for this company.

Details of all possible match CCJs (latest 12)

There are no possible unsatisfied CCJs for this company.

Key Filings

Key Filings

25/07/2008	Change among directors of a company
16/12/2004	Notification (given under section 122) of the redemption of shares
15/04/2003	Change among directors of a company
11/11/1999	Particulars of a mortgage or charge
06/05/1998	Particulars of a mortgage or charge
09/05/1996	Change among directors of a company
20/10/1994	Alteration in memorandum or articles of association
20/10/1994	Resolutions which give, vary, revoke or renew an authority for the purposes o
20/10/1994	Special resolutions passed under section 95 disapplication of pre-emption rights

20/09/1994

Change among directors of a company

Company Identification



Company Identification

Previous Name(s):	FLOATFORM LIMITED until 02/07/1993
Previous Registered Address:	8 DERWENT BUSINESS CENTRE, CLARKE STREET, DERBY, DE1 2BU
Registered Office:	16 JUBILEE PARKWAY, JUBILEE BUSINESS PARK, DERBY, DE21 4BJ
Trading Address:	Riverside Court, Pride Park, Derby, Derbyshire, DE24 8JN
Telephone Number:	01332224860
SIC Code(s):	None
Bankers:	NAT WEST BANK PLC
Sort Code:	60-01-41
Auditors:	details not found within published accounts
Type of Accounts:	Total Exemption Small
Incorporation Date:	22/04/1993
Date Accounts Lodged:	09/08/2011
Latest Filed Accounts Date:	30/04/2011
Date of Analysed Accounts:	30/04/2011
Date of Analysed Annual Return:	19/04/2011
Date of Latest Annual Return:	19/04/2011
Accounts Ref Date:	30/04
Issued Capital:	£10,100
Company is:	Small
Principal Activities:	The production of a wide range of quality promotional materials including simple leaflets through to multi page, multi colour brochures and posters.
Region:	EAST MIDLANDS

Ownership



Holding and Ultimate Holding Company

Ultimate Holding Company:	None
Holding Company:	None

Share Capital Structure

Class of Shares	Par Value (pence)	Number of Shares	Issued Capital
ORDINARY	100	100	100
Total Issued Capital			£10,100

Shareholders

Shareholder Name & Address	Class of Shares	Number of Shares	Issued Capital (£)	Shareholding Number
Simon John Greene RIVERSIDE, CHURCH LANE, BARROW ON TRENT, DE73 1HP	ORDINARY	13	13	1
John Royden Greene RIVERSIDE, CHURCH LANE, BARROW ON TRENT, DE73 1HP	ORDINARY	38	38	5
Emma Jane Greene RIVERSIDE, CHURCH LANE, BARROW ON TRENT, DE73 1HP	ORDINARY	12	12	3
Felicity Gay Greene RIVERSIDE, CHURCH LANE, BARROW ON TRENT, DE73 1HP	ORDINARY	37	37	4
John Royden Greene RIVERSIDE, CHURCH LANE,	NON CUM RED PEF	10,000	10,000	2

BARROW ON TRENT,
DE73 1HP

Mortgages



Summary of Mortgages, Charges and Satisfactions

Total number of Mortgages & Charges Registered	2
Total number of Outstanding Charges	2
Total number of Fully Satisfied Charges	0
Date of Most Recent Mortgage	05/11/1999
Date of Most Recent Satisfaction	-

Details of the last 5 Mortgage Charges (1 of 2)

Date Charge Registered	05/11/1999
Charge Type	FIXED AND FLOATING CHARGE - ROYAL BANK INVOICE FINANCE LIMITED
Latest Form	395
Date Charge Created	11/11/1999
Lender	ROYAL BANK INVOICE FINANCE LIMITED
Secured On	
Details	BY WAY OF FIXED CHARGE ALL DEBTS AND THEIR RELATED RIGHTS WHICH FAIL TO VEST ABSOLUTELY AND EFFECTIVELY IN THE SECURITY HOLDER. BY WAY OF FLOATING CHARGE ALL THE UNDERTAKING ALL THE PROPERTY RIGHTS AND ASSETS OF THE COMPANY INCLUDING STOCK IN TRADE AND ITS

Details of the last 5 Mortgage Charges (2 of 2)

Date Charge Registered	28/04/1998
Charge Type	MORTGAGE DEBENTURE - NATIONAL WESTMINSTER BANK PLC
Latest Form	395
Date Charge Created	06/05/1998
Lender	NATIONAL WESTMINSTER BANK PLC
Secured On	
Details	A SPECIFIC EQUITABLE CHARGE OVER ALL FREEHOLD AND LEASEHOLD PROPERTIES AND/OR THE PROCEEDS OF SALE THEREOF, FIXED AND FLOATING CHARGES OVER UNDERTAKING AND ALL PROPERTY AND ASSETS PRESENT AND FUTURE INCLUDING GOODWILL, BOOKDEBTS AND THE BENEFITS OF ANYLIC

Detailed Financials



Profit and Loss Account

Date of Accounts	30/04/2011	30/04/2010	30/04/2009	30/04/2008	30/04/2007
Consolidated	No	No	No	No	No
Subsidiary	No	No	No	No	No
No of Weeks	52	52	52	52	52
Currency	(£ '000)	(£ '000)	(£ '000)	(£ '000)	(£ '000)
Audit Qualification	Unaudited accounts - Not applicable	Unaudited accounts - Not applicable	Unaudited accounts - Not applicable	Unaudited accounts - Not applicable	Unaudited accounts - Not applicable
<u>1</u> Turnover	-	-	-	-	-
Cost of Sales	-	-	-	-	-
Gross Profit	-	-	-	-	-
<u>2</u> Operating Profit	-	-	-	-	-
Non Trading Income	-	-	-	-	-
Interest Payable	-	-	-	-	-
Pre-Tax Profit	-	-	-	-	-
Taxation	-	-	-	-	-
Profit After Tax	-	-	-	-	-
Dividends	-	-	-	-	-
Retained Profit	-	-	-	-	-
Value Added	-	-	-	-	-

Balance Sheet

Date of Accounts	30/04/2011	30/04/2010	30/04/2009	30/04/2008	30/04/2007
Consolidated	No	No	No	No	No

Subsidiary	No	No	No	No	No
No of Weeks	52	52	52	52	52
Currency	(£ '000)	(£ '000)	(£ '000)	(£ '000)	(£ '000)
3 Tangible Fixed Assets	-	-	-	-	-
Intangible Fixed Assets	0	0	0	0	0
Total Fixed Assets	2,330	2,665	1,907	1,534	1,580
Stocks	34	44	53	38	43
Trade Debtors	0	0	554	698	772
Cash	41	0	27	28	0
4 Misc Current Assets	584	550	0	0	0
Total Current Assets	659	594	634	764	815
5 Creditors Amounts Falling Due Within One Year	1,616	1,316	1,025	1,134	1,308
Total Assets Less Current Liabilities	1,373	1,943	1,516	1,164	1,087
6 Total Long Term Liabilities	1,151	1,740	1,065	618	608
Total Liabilities	2,767	3,056	2,090	1,752	1,916
7 Share Capital and Reserves	20	20	20	20	20
P&L Account Reserve	202	183	431	526	459
Revaluation Reserve	0	0	0	0	0
Shareholders Funds	222	203	451	546	479
Capital Employed	1,373	1,943	1,516	1,164	1,087
Net Worth	222	203	451	546	479
Working Capital	(957)	(722)	(391)	(370)	(493)
Contingent Liabilities	-	-	-	-	-

Cashflow					
Date of Accounts	30/04/2011	30/04/2010	30/04/2009	30/04/2008	30/04/2007
Consolidated	No	No	No	No	No
Subsidiary	No	No	No	No	No
No of Weeks	52	52	52	52	52
Currency	(£ '000)	(£ '000)	(£ '000)	(£ '000)	(£ '000)
Net cashflow from operating activities	-	-	-	-	-
Net cashflow from return on investment and servicing of finance	-	-	-	-	-
Net cashflow before financing	-	-	-	-	-
Net cashflow from financing	-	-	-	-	-
Increase in cash	-	-	-	-	-

Account Notes					
Date of Accounts	30/04/2011	30/04/2010	30/04/2009	30/04/2008	30/04/2007
Consolidated	No	No	No	No	No
Subsidiary	No	No	No	No	No
No of Weeks	52	52	52	52	52
Currency	(£ '000)	(£ '000)	(£ '000)	(£ '000)	(£ '000)
1 Exports	-	-	-	-	-

2 Operating profit is after charging the following					
Employees' remuneration	-	-	-	-	-
Directors' remuneration	-	-	-	-	-
Audit Fees	-	-	-	-	-
Non Audit Fees	0	0	0	-	-
Depreciation	-	-	-	-	-
Average number of employees (actual)	-	-	-	-	-
3 Tangible Assets consist of					
Fixed Assets	2,330	2,665	1,907	1,534	1,580
Intermediate Assets	-	-	-	-	-
Which includes:					
- Due from Group, Non current	0	0	0	0	0
4 Misc Current Assets includes:					
- Due from Group, Current	0	0	0	0	0
5 Creditors Amounts falling due within one year consists of:					
Trade Creditors	0	0	1,025	1,134	1,308
a Bank Overdraft	0	0	0	0	0
Misc Current Liabilities	1,616	1,316	0	0	0
includes:					
b Bank Loans - Current Portion	-	-	-	-	-
c Other Short term finance, including:	-	-	-	-	-
- Due to Group, Current	0	0	0	0	0
- Due to Directors, Current	0	0	0	0	0
- Other Current Liabilities	-	-	-	-	-
Short Term Loans (a+b+c)	-	-	-	-	-
6 Total Long Term Liabilities consists of:					
Long Term Loans, which consists of:	-	-	-	-	-
- Long Term Bank Loans	-	-	-	-	-
- Other Long Term Finance, including:	-	-	-	-	-
Due to Group, Non Current	0	0	0	0	0
Due to Directors, Non Current	0	0	0	0	0
Other Long Term Liabilities	-	-	-	-	-
7 Share Capital and Reserves consists of:					
Called Up Share Capital	-	-	-	-	-
Sundry Reserves	-	-	-	-	-

Detailed Ratios - Sector Comparisons



Detailed Ratios and Sector Comparisons

this comparison is based on the results of 6161 companies in the same industrial sector: 22220 - Printing not elsewhere classified

Ratios indicating ability to pay

Ratio	30/04/2011	30/04/2010	30/04/2009	30/04/2008	30/04/2007
Acid Test	0.39	0.42	0.57	0.64	0.59

Profit/ Capital Employed	-	-	-	-	-
Current Li uidity	0.41	0.45	0.62	0.67	0.62
Profit/ Sales ()	-	-	-	-	-
Interest Burden	-	-	-	-	-
		Company	Industry Averages		
Sector Comparison	30/04/2011		Lower	Median	Upper
Acid Test	0.39		0.55	0.91	1.47
Profit/ Capital Employed	-		-0.62	9.03	35.56
Current Li uidity	0.41		0.65	1.00	1.60
Profit/ Sales ()	-		-1.46	2.34	8.96
Interest Burden	-		43.17	15.07	1.15

Ratios indicating payment profile					
Ratio	30/04/2011	30/04/2010	30/04/2009	30/04/2008	30/04/2007
Stock Turnover (Days)	-	-	-	-	-
Cash Cycle (Days)	-	-	-	-	-
Days Sales Outstanding (DSO)	-	-	-	-	-
Days Purchases Outstanding (DPO)	-	-	-	-	-
Creditor Days	-	-	-	-	-
		Company	Industry Averages		
Sector Comparison	30/04/2011		Lower	Median	Upper
Stock Turnover (Days)	-		18	32	60
Days sales outstanding (DSO)	-		75	58	25
Cash Cycle (Days)	-		90	69	41
Days purchases outstanding (DPO)	-		93	64	42
Creditor Days	-		53	35	15

Ratios indicating performance					
Ratio	30/04/2011	30/04/2010	30/04/2009	30/04/2008	30/04/2007
Profit/ Total Assets ()	-	-	-	-	-
Profit/ Shareholders' Funds ()	-	-	-	-	-
		Company	Industry Averages		
Sector Comparison	30/04/2011		Lower	Median	Upper
Profit/ Total Assets ()	-		-2.25	3.14	14.19
Profit/ Shareholders' Funds ()	-		0.00	14.86	51.24

Ratios - Turnover					
Ratio	30/04/2011	30/04/2010	30/04/2009	30/04/2008	30/04/2007
Sales/ Total Assets ()	-	-	-	-	-
Sales/ Fixed Assets	-	-	-	-	-
Working Capital/ Sales ()	-	-	-	-	-
		Company	Industry Averages		
Sector Comparison	30/04/2011		Lower	Median	Upper
Sales/ Total Assets ()	-		112.71	168.04	250.14
Sales/ Fixed Assets	-		2.74	5.15	16.75
Working Capital/ Sales ()	-		15.03	1.09	-11.09

Ratios - Gearing

Ratio	30/04/2011	30/04/2010	30/04/2009	30/04/2008	30/04/2007
Total Debt/ Net Worth ()	-	-	-	-	-
Shareholders' funds/ Total Assets	0.07	0.06	0.18	0.24	0.20
Long Term Debt/ Net Worth ()	-	-	-	-	-
Total Debt/ Working Capital ()	-	-	-	-	-
<hr/>					
	Company		Industry Averages		
Sector Comparison	30/04/2011		Lower	Median	Upper
Total Debt/ Net Worth ()	-		200.17	63.12	17.10
Shareholders' funds/ Total Assets	0.07		0.11	0.31	0.56
Long Term Debt/ Net Worth ()	-		90.64	12.32	0.00
Total Debt/ Working Capital	-		2.26	0.70	0.15
<hr/>					
Ratios - Employee					
Ratio	30/04/2011	30/04/2010	30/04/2009	30/04/2008	30/04/2007
Average Employee Remuneration (GBP)	-	-	-	-	-
Wages/ Sales ()	-	-	-	-	-
Profit per Employee (GBP)	-	-	-	-	-
Sales per Employee (GBP)	-	-	-	-	-
Capital Employed per Employee (GBP)	-	-	-	-	-
Total Fixed Assets per Employee (GBP)	-	-	-	-	-
Total Assets per Employee (GBP)	-	-	-	-	-
<hr/>					
	Company		Industry Averages		
Sector Comparison	30/04/2011		Lower	Median	Upper
Average Employee Remuneration (GBP)	-		23,556	28,429	32,540
Wages/ Sales ()	-		33.12	26.59	21.56
Profit per Employee (GBP)	-		(1,664)	1,640	6,362
Sales per Employee (GBP)	-		76,280	102,806	134,560
Capital Employed per Employee (GBP)	-		15,656	33,858	58,677
Total Fixed Assets per Employee (GBP)	-		9,939	25,343	46,681
Total Assets per Employee (GBP)	-		50,033	70,491	108,490
<hr/>					
Ratios - Other					
Ratio	30/04/2011	30/04/2010	30/04/2009	30/04/2008	30/04/2007
Creditors/ Debtors	-	-	1.85	1.62	1.69
Debtors/ Total Assets ()	0.00	0.00	21.80	30.37	32.23
Current Liabilities/ Stocks	47.53	29.91	19.34	29.84	30.42
Exports/ Sales ()	-	-	-	-	-
Sales/ Audit Fees	-	-	-	-	-
Total Assets/ Audit Fees	-	-	-	-	-
<hr/>					
	Company		Industry Averages		
Sector Comparison	30/04/2011		Lower	Median	Upper

Creditors/ Debtors	-	0.32	0.59	0.91
Debtors/ Total	0.00	0.00	0.00	0.00
Assets ()				
Current Liabilities/ Stocks	47.53	5.17	11.33	24.69
Exports/ Sales ()	-	0.00	0.00	2.87
Sales/ Audit Fees	-	545.00	815.00	1,191.73
Total Assets/ Audit Fees	-	306.00	586.39	899.64

Growth Rates



Growth Rates	1yr ()	2yr ()	3yr ()	4yr ()
Sales	-	-	-	-
Pre-tax Profit	-	-	-	-
Audit Fees	-	-	-	-
Directors' Remuneration	-	-	-	-
Number of Employees	-	-	-	-
Employees' Remuneration	-	-	-	-
Fixed Assets	(13)	22	52	48
Tangible assets	-	-	-	-
Total Fixed Assets	(13)	22	52	48
Stocks	(23)	(36)	(11)	(21)
Trade Debtors	-	(100)	(100)	(100)
Total Current Assets	11	4	(14)	(19)
Total Assets	(8)	18	30	25
Trade Creditors	-	(100)	(100)	(100)
Short Term Loans	-	-	-	-
Total Current Liabilities	23	58	43	24
Net Cash	-	52	46	-
Shareholders Funds	9	(51)	(59)	(54)
Net Worth	9	(51)	(59)	(54)
Long Term Loans	-	-	-	-
Long Term Liabilities	(34)	8	86	89
Capital Employed	(29)	(9)	18	26

Directors



Click on the directors name for a Directors report

Company Secretary

[FELICITY GAY GREENE](#)

Appointment Date: 01/04/2003
 Date of Birth: 30/06/1947
 Nationality: BRITISH
 Occupation/ Function: Company Secretary
 Address: RIVERSIDE CHURCH LANE, BARROW ON TRENT, DERBY, DERBYSHIRE, DE73 1HB
 Previous Filed Address: RIVERSIDE CHURCH LANE, BARROW ON TRENT, DERBY, DERBYSHIRE, DE73 1HB
 Total Current Directorships: 2

Of the 2 directorships the lowest risk score today is 63, the highest is 63
 Of the 2 directorships the lowest credit limit today is £13,000, the highest is £13,000

[COLOURSTREAM LITHO LIMITED \(Today's Score: 63\)](#)

[COLOURSTREAM LITHO LIMITED \(Today's Score: 63\)](#)

Click on the directors name for a Directors report

Company Director

[SIMON JOHN GREENE](#)

Appointment Date: 01/05/2008
 Date of Birth: 02/03/1972
 Nationality: BRITISH
 Occupation/ Function: PRINTER
 Address: 2 LARK HILL, MICKLEOVER, DERBY, DERBYSHIRE, DE3 0US
 Previous Filed Address: -

Total Current Directorships:	2
Of the 2 directorships the lowest risk score today is 0, the highest is 63 Of the 2 directorships the lowest credit limit today is £0, the highest is £13,000	
COLOURSTREAM LITHO LIMITED (Today's Score: 63)	
DIGISTREAM LIMITED (Today's Score: Not scored)	

Click on the directors name for a Directors report

Company Director	EMMA JANE GREENE
Appointment Date:	01/05/2008
Date of Birth:	20/11/1975
Nationality:	BRITISH
Occupation/ Function:	SALES & MKTG EXECUTIVE
Address:	SWALLOW LODGE HIXONS LANE, DALE ABBEY, DERBY, DERBYSHIRE, DE7 4PG
Previous Filed Address:	-
Total Current Directorships:	3
Of the 3 directorships the lowest risk score today is 0, the highest is 63 Of the 3 directorships the lowest credit limit today is £0, the highest is £13,000	
COLOURSTREAM LITHO LIMITED (Today's Score: 63)	
DIGISTREAM LIMITED (Today's Score: Not scored)	
DIGISTREAM LIMITED (Today's Score: Not scored)	

Click on the directors name for a Directors report

Company Director	DAVID CORTHORN
Appointment Date:	01/05/2008
Date of Birth:	24/07/1959
Nationality:	BRITISH
Occupation/ Function:	SALES & MKTG EXECUTIVE
Address:	16 MARTINS HILL, CARLTON, NOTTINGHAM, NOTTINGHAMSHIRE, NG4 1AZ
Previous Filed Address:	-
Total Current Directorships:	1
Of the 1 directorships the lowest risk score today is 63, the highest is 63 Of the 1 directorships the lowest credit limit today is £13,000, the highest is £13,000	
COLOURSTREAM LITHO LIMITED (Today's Score: 63)	

Click on the directors name for a Directors report

Company Director	FELICITY GAY GREENE
Appointment Date:	04/08/1994
Date of Birth:	30/06/1947
Nationality:	BRITISH
Occupation/ Function:	ADMINISTRATOR
Address:	RIVERSIDE CHURCH LANE, BARROW ON TRENT, DERBY, DERBYSHIRE, DE73 1HB
Previous Filed Address:	-
Total Current Directorships:	2
Of the 2 directorships the lowest risk score today is 63, the highest is 63 Of the 2 directorships the lowest credit limit today is £13,000, the highest is £13,000	
COLOURSTREAM LITHO LIMITED (Today's Score: 63)	
COLOURSTREAM LITHO LIMITED (Today's Score: 63)	

Click on the directors name for a Directors report

Company Director	MR JOHN ROYDEN GREENE
Appointment Date:	13/05/1993
Date of Birth:	21/06/1946
Nationality:	BRITISH

Occupation/ Function:	PRINTER
Address:	RIVERSIDE, CHURCH LANE, BARROW ON TRENT, DERBYS, DE73 1HP
Previous Filed Address:	-
Total Current Directorships:	2

Of the 2 directorships the lowest risk score today is 63, the highest is 63
Of the 2 directorships the lowest credit limit today is £13,000, the highest is £13,000

[ROYDEN GREENE LIMITED \(Today's Score: Suspended\)](#)
[COLOURSTREAM LITHO LIMITED \(Today's Score: 63\)](#)

Click on the
directors name for a
Directors report

Previous Company Director

[MR DAVID JONATHAN OSBORNE](#)

Resignation Date:	01/04/2003
Date of Birth:	24/06/1948
Nationality:	BRITISH
Occupation/ Function:	CHARTERED ACCOUNTANT
Address:	3 EAST LAWN, FINDERN, DERBY, DERBYSHIRE, DE65 6BD
Previous Filed Address:	-
Total Current Directorships:	4

This Director also has 5 resigned directorships of which, 1 have become insolvent within 12 months of resignation date and 1 have become dissolved within 12 months of resignation date.

Click on the
directors name for a
Directors report

Previous Company Director

[ANTONY LEE WATSON](#)

Resignation Date:	06/05/1996
Date of Birth:	03/12/1966
Nationality:	BRITISH
Occupation/ Function:	WORKS DIRECTOR
Address:	5 COACH HOUSE MEWS, BRETBY ON THE HILL, DERBYSHIRE, DE11 0LR
Previous Filed Address:	-
Total Current Directorships:	4

This Director also has 1 resigned directorships of which, 0 have become insolvent within 12 months of resignation date and 0 have become dissolved within 12 months of resignation date.