








Company Financial Report via The Credit Protection Association pc

[Back to the StatusLink Page](#)

This top grade, best available Aquila report is compiled by I.C.C.

For detailed explanations on each section of this report, please click on  at the top of each section

Credit Decision

Index	BEGBIES TRAYNOR GROUP PLC	Reg No. 05120043
Credit Decision	Today's Credit Limit: £3,500,000	
CCJs	Today's Score: 83 	
Key Filings	Insolvency Proceedings: No	
Company ID	Winding Up Petitions: No	
Ownership	Audit Qualification: Fully audited - Clean Report	
Mortgages	Score Bands	Tailored Score Guide
Detailed Financials	 0 - 35	Caution. High risk potential.
Interims	 36 - 50	Caution. Moderate risk. Measured exposure.
Detailed Ratios	 51 - 60	Normal. Limited risk potential. Normal terms.
Growth Rates	 61 - 100	Confidence. Low risk potential.
Directors		

Headlines

There was a significant decrease in Sales from £69,052,000 to £61,492,000 for the period ending 30/04/11.

The latest Accounts show a decrease in Pre-tax Profits from £8,718,000 to £5,172,000.

Shareholders Funds decreased from £67,174,000 to £65,861,000, whilst Total Assets increased from £110,256,000 to £115,419,000.

The percentage of Profit in each unit of sales of 8.41 is above the industry average of 4.98.

The business activity in which this company is involved contains a lower amount of insolvencies compared to total population averages.

The company has been established for more than 7 years.

Please note that companies of this age have historically proven to be more at risk of insolvency than longer established companies.

CCJs

County Court Judgments

There are no exact match CCJs for this company.

There are no probable match CCJs for this company.

There are no possible match CCJs for this company.

Details of all exact match CCJs (latest 12)

There are no exact unsatisfied CCJs for this company.

Details of all probable match CCJs (latest 12)

There are no probable unsatisfied CCJs for this company.

Details of all possible match CCJs (latest 12)

There are no possible unsatisfied CCJs for this company.

Key Filings

Key Filings

21/07/2011

Notification of any change among the company's directors.

07/01/2011

Notification of any change among the company's directors.

20/10/2010

Any amendment to company's articles (including every resolution or agreement)

20/10/2010	required to be embodied in or annexed to copies of the company's articles Copy of any resolution under section 570 or 571 (dis-application of pre-emption rights).
26/08/2010	Notification of any change among the company's directors.
06/05/2010	Declaration of satisfaction in full or in part of mortgage or charge
07/10/2009	Any amendment to company's articles (including every resolution or agreement required to be embodied in or annexed to copies of the company's articles)
07/10/2009	Copy of any resolution under section 570 or 571 (dis-application of pre-emption rights).
06/10/2009	Notification of any change among the company's directors.
10/07/2009	Change among directors of a company

Company Identification



Company Identification	
Previous Name(s):	None
Previous Registered Address:	BROOK HOUSE, 77 FOUNTAIN STREET, MANCHESTER, M2 2EE
Registered Office:	340 DEANSGATE, MANCHESTER, M3 4LY
Trading Address:	-
Telephone Number:	-
SIC Code(s):	74142 - Financial management
Bankers:	HSBC BANK PLC
Sort Code:	40-20-80
Auditors:	Deloitte LLP
Type of Accounts:	Group
Incorporation Date:	05/05/2004
Date Accounts Lodged:	01/10/2011
Latest Filed Accounts Date:	30/04/2011
Date of Analysed Accounts:	30/04/2011
Date of Analysed Annual Return:	05/05/2011
Date of Latest Annual Return:	05/05/2011
Accounts Ref Date:	30/04
Issued Capital:	£4,579,372
Company is:	AIM
Principal Activities:	A group engaged in the provision of insolvency management and associated professional and corporate finance services.
Region:	-

Ownership



Holding and Ultimate Holding Company

Ultimate Holding Company:	None
Holding Company:	None

Share Capital Structure

Class of Shares	Par Value (pence)	Issued Capital	Nominal Capital	SEDOL
Ordinary Shares	5	4,474,000	7,470,000	
Total Issued Capital				£4,579,372

Shareholders

Name	Share Class	Number of Shares	Share % Holder Type	Beneficial Owner
Theodoor Gilissen	Ordinary Shares		4.0 individual	Beneficial Name
ISIS Equity Partners	Ordinary Shares		4.0 company	Beneficial Name
Royal Bank Of Canada	Ordinary Shares		4.0 company	Beneficial Name
Royce & Associates	Ordinary Shares		3.0 company	Beneficial Name
Ric Traynor	Ordinary Shares		30.0 individual	Beneficial Name
Baillie Gifford	Ordinary Shares		3.0 company	Beneficial Name

Caledonia Investments	Ordinary Shares		16.0 company	Beneficial Name
All immediate subsidiaries on ICC database by Turnover				
Name	Share Class	% Held	Sales (000s) A/C Date	Status
BEGBIES TRAYNOR LIMITED (Today's Score: 89)	ORDINARY	100	19,031 30/04/2010	Large
BTG CONSULTING LIMITED (Today's Score: 59)	ORDINARY	100	40 30/04/2010	Large
INSOLVENCY ADVICE LIMITED	ORDINARY	100	0 30/04/2008	Non-Trading
SHAWS GROUP LIMITED	ORDINARY	38	3,390 31/03/2008	Non-Trading
SHAWS GROUP LIMITED	PREFERENCE A	42	3,390 31/03/2008	Non-Trading
SHAWS GROUP LIMITED	PREFERENCE B	20	3,390 31/03/2008	Non-Trading
BEGBIES TRAYNOR INTERNATIONAL LIMITED	ORDINARY	100	0 30/04/2010	Small

Mortgages



Summary of Mortgages, Charges and Satisfactions

Total number of Mortgages & Charges Registered	1
Total number of Outstanding Charges	0
Total number of Fully Satisfied Charges	1
Date of Most Recent Mortgage	26/08/2005
Date of Most Recent Satisfaction	26/08/2005

Details of the last 5 Mortgage Charges (1 of 1) (Satisfied 06/05/2010)

Date Charge Registered	26/08/2005
Charge Type	DEBENTURE - THE ROYAL BANK OF SCOTLAND plc
Latest Form	MG02
Date Charge Created	27/08/2005
Lender	THE ROYAL BANK OF SCOTLAND plc
Secured On	
Details	FIXED AND FLOATING CHARGES OVER THE UNDERTAKING AND ALL PROPERTY AND ASSETS PRESENT AND FUTURE INCLUDING GOODWILL BOOKDEBTS UNCALLED CAPITAL BUILDINGS FIXTURES FIXED PLANT AND MACHINERY

Detailed Financials



Profit and Loss Account

Date of Accounts	30/04/2011	30/04/2010	30/04/2009	30/04/2008	30/04/2007
Consolidated	Yes	Yes	Yes	Yes	Yes
Subsidiary	No	No	No	No	No
No of Weeks	52	52	52	52	52
Currency	(£ '000)	(£ '000)	(£ '000)	(£ '000)	(£ '000)
Audit Qualification	Fully audited - Clean Report	Fully audited - Clean Report	Fully audited - Clean Report	Fully audited - Clean Report	Fully audited - Clean Report
1 Turnover	61,492	69,052	62,143	48,108	41,910
Cost of Sales	34,029	35,174	30,968	24,270	18,627
Gross Profit	27,463	33,878	31,175	23,838	23,283
2 Operating Profit	6,203	9,604	8,990	6,997	9,452
Non Trading Income	0	0	0	0	0
Interest Payable	1,031	886	1,741	1,320	957
Pre-Tax Profit	5,172	8,718	7,249	5,677	8,495
Taxation	1,851	3,126	2,617	1,873	2,975
Profit After Tax	3,321	5,592	4,632	3,804	5,520
Dividends	1,701	2,593	2,199	2,026	1,505
Retained Profit	(1,502)	2,999	1,613	(854)	3,535
Value Added	48,695	49,106	44,126	36,632	33,355

Balance Sheet

Date of Accounts	30/04/2011	30/04/2010	30/04/2009	30/04/2008	30/04/2007
Consolidated	Yes	Yes	Yes	Yes	Yes
Subsidiary	No	No	No	No	No
No of Weeks	52	52	52	52	52

Currency	(£ '000)	(£ '000)	(£ '000)	(£ '000)	(£ '000)
3 Tangible Fixed Assets	6,820	7,071	7,462	6,843	4,277
Intangible Fixed Assets	51,422	53,309	53,266	50,399	42,432
Total Fixed Assets	58,242	60,380	60,728	57,242	46,709
Stocks	0	0	0	0	0
Trade Debtors	7,851	8,080	7,596	27,972	23,246
Cash	4,334	3,118	247	553	527
4 Misc Current Assets	44,992	38,678	32,835	2,726	1,472
Total Current Assets	57,177	49,876	40,678	31,251	25,245
5 Creditors Amounts Falling Due Within One Year	18,568	17,014	18,896	16,868	13,489
Total Assets Less Current Liabilities	96,851	93,242	82,510	71,625	58,465
6 Total Long Term Liabilities	30,990	26,068	18,788	22,176	8,640
Total Liabilities	49,558	43,082	37,684	39,044	22,129
7 Share Capital and Reserves	39,549	56,799	56,435	43,802	43,324
P&L Account Reserve	26,312	10,375	7,287	5,647	6,501
Revaluation Reserve	0	0	0	0	0
Shareholders Funds	65,861	67,174	63,722	49,449	49,825
Capital Employed	96,851	93,242	82,510	71,625	58,465
Net Worth	14,439	13,865	10,456	(950)	7,393
Working Capital	38,609	32,862	21,782	14,383	11,756
Contingent Liabilities	-	0	0	0	0

Cashflow					
Date of Accounts	30/04/2011	30/04/2010	30/04/2009	30/04/2008	30/04/2007
Consolidated	Yes	Yes	Yes	Yes	Yes
Subsidiary	No	No	No	No	No
No of Weeks	52	52	52	52	52
Currency	(£ '000)	(£ '000)	(£ '000)	(£ '000)	(£ '000)
Net cashflow from operating activities	8,852	6,741	(23)	5,831	8,054
Net cashflow from return on investment and servicing of finance	(2,588)	(1,043)	(3,383)	(3,111)	(2,205)
Net cashflow before financing	(2,367)	(838)	(12,309)	(11,994)	(4,445)
Net cashflow from financing	3,583	3,709	12,003	12,020	4,374
Increase in cash	1,216	2,871	(306)	26	(71)

Account Notes					
Date of Accounts	30/04/2011	30/04/2010	30/04/2009	30/04/2008	30/04/2007
Consolidated	Yes	Yes	Yes	Yes	Yes
Subsidiary	No	No	No	No	No
No of Weeks	52	52	52	52	52
Currency	(£ '000)	(£ '000)	(£ '000)	(£ '000)	(£ '000)
1 Exports	0	0	0	0	0
2 Operating profit is after charging the following					
Employees' remuneration	36,715	34,115	30,257	25,432	20,617

Directors' remuneration	662	899	1,335	871	987
Audit Fees	73	70	75	70	65
Non Audit Fees	7	55	46	20	11
Depreciation	1,959	1,839	1,732	1,558	1,142
Average number of employees (actual)	713	669	606	523	439
3 Tangible Assets consist of					
Fixed Assets	6,820	7,071	7,462	6,843	4,277
Intermediate Assets	0	0	0	0	0
Which includes:					
- Due from Group, Non current	0	0	0	0	0
4 Misc Current Assets includes:					
- Due from Group, Current	0	0	0	0	0
5 Creditors Amounts falling due within one year consists of:					
Trade Creditors	1,983	1,507	1,658	1,708	763
a Bank Overdraft	0	0	3,220	0	0
Misc Current Liabilities includes:	16,585	15,507	14,018	15,160	12,726
b Bank Loans - Current Portion	0	597	786	650	0
c Other Short term finance, including:	4,168	4,407	4,883	5,559	3,519
- Due to Group, Current	0	0	0	0	0
- Due to Directors, Current	0	0	0	0	0
- Other Current Liabilities	12,417	10,503	8,349	8,951	9,207
Short Term Loans (a+b+c)	4,168	5,004	8,889	6,209	3,519
6 Total Long Term Liabilities consists of:					
Long Term Loans, which consists of:	24,915	21,508	15,269	19,865	7,447
- Long Term Bank Loans	0	19,626	10,822	14,230	4,506
- Other Long Term Finance, including:	24,915	1,882	4,447	5,635	2,941
Due to Group, Non Current	0	0	0	0	0
Due to Directors, Non Current	0	0	0	0	0
Other Long Term Liabilities	6,075	4,560	3,519	2,311	1,193
7 Share Capital and Reserves consists of:					
Called Up Share Capital	4,579	4,530	4,459	4,061	4,044
Sundry Reserves	34,970	52,269	51,976	39,741	39,280

Interims



Interims	31/10/2010	31/10/2009	31/10/2008
Date of Interims			
Consolidated	Yes	Yes	Yes
No of Weeks	26	26	26
Currency	£	£	£
Turnover	34,371	34,239	28,325
Net Interest	500	459	1,012
Pre-tax Profit	2,556	3,583	2,126

Taxation	920	1,249	736
Profit After Tax	1,636	2,334	1,390
Dividends Payable	1,701	1,520	1,219
Retained Profits	(65)	814	(568)
BALANCE SHEET			
Tangible Fixed Assets	7,309	7,145	7,184
Intangible Assets	55,502	53,255	53,051
Intermediate Assets	0	0	0
Total Fixed Assets	62,811	60,400	60,235
Stocks	0	0	0
Trade Debtors	50,508	44,508	35,220
Cash	2,741	1,000	226
Miscellaneous Current Assets	0	0	42
Total Current Assets	53,249	45,508	35,488
Creditors: Amounts falling due within one year	18,080	-	-
Creditors After One Year Provision	30,788	24,380	18,470
Total Liabilities	-	-	-
Called Up Share Capital	4,534	4,471	4,456
P&L Account Reserve	10,356	8,131	5,079
Revaluation Reserve	0	0	0
Other (Sundry) Reserves	52,302	52,206	51,906
Shareholders Funds	67,192	64,808	61,441
Minority Interests	0	0	0
CASHFLOW			
Net Cashflow From Operations	1,862	1,345	(2,952)
Net Cashflow before Financing	(3,027)	(2,974)	(9,563)

Detailed Ratios - Sector Comparisons



Detailed Ratios and Sector Comparisons

this comparison is based on the results of 255 companies in the same industrial sector: 74142 - Financial management

Ratios indicating ability to pay

Ratio	30/04/2011	30/04/2010	30/04/2009	30/04/2008	30/04/2007
Acid Test	3.08	2.93	2.15	1.85	1.87
Profit/ Capital Employed	5.34	9.35	8.79	7.93	14.53
Current Liquidity	3.08	2.93	2.15	1.85	1.87
Profit/ Sales (%)	8.41	12.63	11.67	11.80	20.27
Interest Burden	16.62	9.23	19.37	18.87	10.12

Sector Comparison	Company	Industry Averages		
	30/04/2011	Lower	Median	Upper
Acid Test	3.08	1.01	1.69	3.92
Profit/ Capital Employed	5.34	0.00	13.51	54.14
Current Liquidity	3.08	1.01	1.69	3.92
Profit/ Sales (%)	8.41	-0.12	4.98	24.35
Interest Burden	16.62	0.68	0.00	0.00

Ratios indicating payment profile

Ratio	30/04/2011	30/04/2010	30/04/2009	30/04/2008	30/04/2007
Stock Turnover (Days)	0	0	0	0	0
Cash Cycle (Days)	47	43	45	212	202
Days Sales	47	43	45	212	202

Outstanding (DSO)					
Days Purchases Outstanding (DPO)	21	16	20	26	15
Creditor Days	12	8	10	13	7
	Company	Industry Averages			
Sector Comparison	30/04/2011	Lower	Median	Upper	
Stock Turnover (Days)	0	-	-	-	
Days sales outstanding (DSO)	47	55	12	0	
Cash Cycle (Days)	47	59	15	0	
Days purchases outstanding (DPO)	21	65	29	14	
Creditor Days	12	14	3	0	
Ratios indicating performance					
Ratio	30/04/2011	30/04/2010	30/04/2009	30/04/2008	30/04/2007
Profit/ Total Assets (%)	4.48	7.91	7.15	6.42	11.81
Profit/ Shareholders' Funds (%)	7.85	12.98	11.38	11.48	17.05
	Company	Industry Averages			
Sector Comparison	30/04/2011	Lower	Median	Upper	
Profit/ Total Assets (%)	4.48	-0.26	5.73	22.71	
Profit/ Shareholders' Funds (%)	7.85	0.00	18.62	73.36	
Ratios - Turnover					
Ratio	30/04/2011	30/04/2010	30/04/2009	30/04/2008	30/04/2007
Sales/ Total Assets (%)	53.28	62.63	61.28	54.36	58.25
Sales/ Fixed Assets	105.58	114.36	102.33	84.04	89.73
Working Capital/ Sales (%)	62.79	47.59	35.05	29.90	28.05
	Company	Industry Averages			
Sector Comparison	30/04/2011	Lower	Median	Upper	
Sales/ Total Assets (%)	53.28	54.18	122.80	247.23	
Sales/ Fixed Assets	105.58	14.47	38.75	120.00	
Working Capital/ Sales (%)	62.79	49.89	18.68	2.57	
Ratios - Gearing					
Ratio	30/04/2011	30/04/2010	30/04/2009	30/04/2008	30/04/2007
Total Debt/ Net Worth (%)	201.42	191.22	231.04	-	148.33
Shareholders' funds/ Total Assets	0.57	0.61	0.63	0.56	0.69
Long Term Debt/ Net Worth (%)	172.55	155.12	146.03	-	100.73
Total Debt/ Working Capital (%)	0.75	0.81	1.11	1.81	0.93
	Company	Industry Averages			
Sector Comparison	30/04/2011	Lower	Median	Upper	
Total Debt/ Net Worth (%)	201.42	167.50	9.75	0.00	
Shareholders' funds/ Total Assets	0.57	0.15	0.48	0.74	
Long Term Debt/ Net Worth (%)	172.55	0.65	0.00	0.00	
Total Debt/ Working Capital	0.75	1.16	0.08	0.00	
Ratios - Employee					
Ratio	30/04/2011	30/04/2010	30/04/2009	30/04/2008	30/04/2007

Average Employee Remuneration (GBP)	51,494	50,994	49,929	48,627	46,964
Wages/ Sales (%)	59.71	49.40	48.69	52.86	49.19
Profit per Employee (GBP)	7,254	13,031	11,962	10,855	19,351
Sales per Employee (GBP)	86,244	103,217	102,546	91,985	95,467
Capital Employed per Employee (GBP)	135,836	139,375	136,155	136,950	133,178
Total Fixed Assets per Employee (GBP)	81,686	90,254	100,211	109,449	106,399
Total Assets per Employee (GBP)	161,878	164,807	167,337	169,203	163,904
<hr/>					
	Company		Industry Averages		
Sector Comparison	30/04/2011		Lower	Median	Upper
Average Employee Remuneration (GBP)	51,494		30,863	54,711	120,667
Wages/ Sales (%)	59.71		61.34	41.97	27.14
Profit per Employee (GBP)	7,254		(1,750)	5,760	31,050
Sales per Employee (GBP)	86,244		70,000	144,071	323,500
Capital Employed per Employee (GBP)	135,836		17,434	49,963	156,442
Total Fixed Assets per Employee (GBP)	81,686		1,390	7,166	32,412
Total Assets per Employee (GBP)	161,878		51,482	128,433	337,162
<hr/>					
Ratios - Other					
Ratio	30/04/2011	30/04/2010	30/04/2009	30/04/2008	30/04/2007
Creditors/ Debtors	0.25	0.19	0.22	0.06	0.03
Debtors/ Total Assets (%)	6.80	7.33	7.49	31.61	32.31
Current Liabilities/ Stocks	-	-	-	-	-
Exports/ Sales (%)	0.00	0.00	0.00	0.00	0.00
Sales/ Audit Fees	842.36	986.46	828.57	687.26	644.77
Total Assets/ Audit Fees	1,581.08	1,575.09	1,352.08	1,264.19	1,106.98
<hr/>					
	Company		Industry Averages		
Sector Comparison	30/04/2011		Lower	Median	Upper
Creditors/ Debtors	0.25		0.02	0.15	0.75
Debtors/ Total Assets (%)	6.80		0.00	0.90	17.58
Current Liabilities/ Stocks	-		-	-	-
Exports/ Sales (%)	0.00		0.00	0.00	4.24
Sales/ Audit Fees	842.36		133.86	265.40	562.00
Total Assets/ Audit Fees	1,581.08		96.07	230.97	580.95

Growth Rates



Growth Rates	1yr (%)	2yr (%)	3yr (%)	4yr (%)
Sales	(11)	(1)	28	47
Pre-tax Profit	(41)	(29)	(9)	(39)
Audit Fees	4	(3)	4	12
Directors' Remuneration	(26)	(50)	(24)	(33)
Number of Employees	7	18	36	62
Employees' Remuneration	8	21	44	78
Fixed Assets	(4)	(9)	0	60
Tangible assets	(4)	(9)	0	60
Total Fixed Assets	(4)	(4)	2	25

Stocks	-	-	-	-
Trade Debtors	(3)	3	(72)	(66)
Total Current Assets	15	41	83	127
Total Assets	5	14	30	60
Trade Creditors	32	20	16	160
Short Term Loans	(17)	(53)	(33)	18
Total Current Liabilities	9	(2)	10	38
Net Cash	39	-	684	722
Shareholders Funds	(2)	3	33	32
Net Worth	4	38	-	95
Long Term Loans	16	63	25	235
Long Term Liabilities	19	65	40	259
Capital Employed	4	17	35	66

Directors



Click on the directors name for a Directors report

Company Secretary

[JOHN ASHTON HUMPHREY](#)

Appointment Date: 08/07/2009
Date of Birth: 21/12/1977
Nationality: BRITISH
Occupation/ Function: LEGAL COUNSEL
Address: 85 HEYES LANE, TIMPERLEY, CHESHIRE, WA15 6EH
Previous Filed Address: 85 HEYES LANE, TIMPERLEY, CHESHIRE, WA15 6EH
Total Current Directorships: 18

Of the 18 directorships the lowest risk score today is 0, the highest is 89

Of the 18 directorships the lowest credit limit today is 0, the highest is 3,500,000

This Director also has 1 resigned directorships of which, 0 have become insolvent within 12 months of resignation date and 0 have become dissolved within 12 months of resignation date.

[BEGBIES TRAYNOR LIMITED \(Today's Score: 89\)](#)
[BEGBIES TRAYNOR GROUP PLC \(Today's Score: 83\)](#)
[DAVID HORNER & CO LIMITED \(Today's Score: Not scored\)](#)
[QUANTUM CORPORATE FINANCE LIMITED \(Today's Score: Not scored\)](#)
[SHAWS GROUP LIMITED \(Today's Score: Not scored\)](#)
[BTG TRUSTEES LIMITED \(Today's Score: Not scored\)](#)
[BTG CONSULTING LIMITED \(Today's Score: 59\)](#)
[W3 HOME LOANS LIMITED \(Today's Score: Not scored\)](#)
[MARPLACE \(NUMBER 620\) LIMITED \(Today's Score: Not scored\)](#)
[MARPLACE \(NUMBER 622\) LIMITED \(Today's Score: Not scored\)](#)
[BEGBIES TRAYNOR INTERNATIONAL LIMITED \(Today's Score: Not Scored\)](#)
[MARPLACE \(NUMBER 625\) \(Today's Score: Not scored\)](#)
[INSOLVENCY ADVICE LIMITED \(Today's Score: Not scored\)](#)
[BEGBIES TRAYNOR \(CENTRAL\) LIMITED \(Today's Score: Not scored\)](#)
[BEGBIES TRAYNOR \(NORTH\) LIMITED \(Today's Score: Not scored\)](#)
[BEGBIES TRAYNOR \(EAST\) LIMITED \(Today's Score: Not scored\)](#)
[BEGBIES ACCOUNTANTS LIMITED \(Today's Score: Not scored\)](#)
[BTG GLOBAL RISK PARTNERS LIMITED \(Today's Score: 48\)](#)

Click on the directors name for a Directors report

Company Director

[MARK ROBERT FRY](#)

Appointment Date: 07/07/2011
Date of Birth: 25/07/1967
Nationality: BRITISH
Occupation/ Function: INSOLVENCY PRACTITIONER
Address: 340 DEANS GATE, MANCHESTER, GREATER MANCHESTER, M3 4LY
Previous Filed Address: -
Total Current Directorships: 14

Of the 14 directorships the lowest risk score today is 0, the highest is 91

Of the 14 directorships the lowest credit limit today is £0, the highest is £3,500,000

This Director also has 3 resigned directorships of which, 0 have become insolvent within 12 months of resignation

date and 1 have become dissolved within 12 months of resignation date.

[INSOLVENCY PRACTITIONERS ASSOCIATION \(Today's Score: 91\)](#)
[SKI CHALETS MORZINE LIMITED \(Today's Score: 48\)](#)
[REDWING LIMITED \(Today's Score: 61\)](#)
[WILLIAM NELSON LIMITED \(Today's Score: 69\)](#)
[TAYLOR FRY INVESTMENTS LIMITED \(Today's Score: 66\)](#)
[TGF \(CORPORATE FINANCE\) LIMITED \(Today's Score: Suspended\)](#)
[TAYLOR GOTHAM & FRY LIMITED \(Today's Score: Not scored\)](#)
[BEGBIES TRAYNOR GROUP PLC \(Today's Score: 83\)](#)
[ARCHIVE FACILITIES LIMITED \(Today's Score: 62\)](#)
[WILLIAM NELSON LIMITED \(Today's Score: 69\)](#)
[TAYLOR FRY INVESTMENTS LIMITED \(Today's Score: 66\)](#)
[TGF \(CORPORATE FINANCE\) LIMITED \(Today's Score: Suspended\)](#)
[SOUTHCHURCH LEASING LIMITED \(Today's Score: Suspended\)](#)
[TAYLOR GOTHAM & FRY LIMITED \(Today's Score: Not scored\)](#)
[TRICKSTER LTD \(Today's Score: 51\)](#)
[HUDSON ESTATES LIMITED \(Today's Score: Suspended\)](#)
[REDWING LIMITED \(Today's Score: 61\)](#)

Click on the
directors name for a
Directors report

Company Director

[EDWARD NICHOLAS TAYLOR](#)

Appointment Date: 21/12/2010
Date of Birth: 30/12/1970
Nationality: BRITISH
Occupation/ Function: CHARTERED ACCOUNTANT
Address: 340 DEANSGATE, MANCHESTER, GREATER MANCHESTER, M3 4LY
Previous Filed Address: -
Total Current Directorships: 1

Of the 1 directorships the lowest risk score today is 83, the highest is 83

Of the 1 directorships the lowest credit limit today is £3,500,000, the highest is £3,500,000

[BEGBIES TRAYNOR GROUP PLC \(Today's Score: 83\)](#)

Click on the
directors name for a
Directors report

Company Director

[JOHN MICHAEL MAY](#)

Appointment Date: 12/10/2007
Date of Birth: 08/03/1955
Nationality: BRITISH
Occupation/ Function: COMPANY DIRECTOR
Address: 340 DEANSGATE, MANCHESTER, M3 4LY
Previous Filed Address: -
Total Current Directorships: 8

Of the 8 directorships the lowest risk score today is 53, the highest is 99

Of the 8 directorships the lowest credit limit today is £0, the highest is £50,000,000

This Director also has 50 resigned directorships of which, 14 have become insolvent within 12 months of resignation date and 13 have become dissolved within 12 months of resignation date.

[BEGBIES TRAYNOR GROUP PLC \(Today's Score: 83\)](#)
[HILLHOUSE NEXUS LIMITED \(Today's Score: 60\)](#)
[MELROSE HOLDINGS LIMITED \(Today's Score: Suspended\)](#)
[SHELFCO \(118\) LIMITED \(Today's Score: Suspended\)](#)
[HAMBROS INDUSTRIAL MANAGEMENT LIMITED \(Today's Score: Suspended\)](#)
[ANGLO-EUROPEAN INVESTMENT COMPANY LIMITED \(Today's Score: Suspended\)](#)
[MANN & CO \(WOKING\) LIMITED \(Today's Score: Suspended\)](#)
[BRITISH EMPIRE SECURITIES AND GENERAL TRUST P L C \(Today's Score: 99\)](#)
[DSL HOLDINGS LIMITED \(Today's Score: Not scored\)](#)
[MERIDIAN BOOKS LIMITED \(Today's Score: Suspended\)](#)
[BORDERS \(UK\) LIMITED \(Today's Score: Suspended\)](#)
[SG PROJECT INVESTMENTS LIMITED \(Today's Score: Suspended\)](#)
[SG HAMBROS BANK LIMITED \(Today's Score: 91\)](#)

[COUNTRYWIDE ASSURED CARE LIMITED \(Today's Score: Suspended\)](#)
[INVESTEC PROPERTY LIMITED \(Today's Score: Not scored\)](#)
[INVESTEC PROPERTY INVESTMENTS LIMITED \(Today's Score: Suspended\)](#)
[INVESTEC PROPERTY DEVELOPMENTS LIMITED \(Today's Score: Not scored\)](#)
[TRAVELEX GROUP INVESTMENTS LIMITED \(Today's Score: 94\)](#)
[COUNTRYWIDE ASSURED LIFE HOLDINGS LIMITED \(Today's Score: 78\)](#)
[COUNTRYWIDE ASSURED PLC \(Today's Score: 85\)](#)
[BALANUS LIMITED \(Today's Score: 80\)](#)
[GERTINGPET LIMITED \(Today's Score: Not Scored\)](#)
[HGI \(FE\) INVESTMENTS LIMITED \(Today's Score: Suspended\)](#)
[NETWORK HOLDINGS LIMITED \(Today's Score: Not scored\)](#)
[INVESTEC GRESHAM II LIMITED \(Today's Score: 89\)](#)
[GUINNESS MAHON FINANCIAL SERVICES LIMITED \(Today's Score: Suspended\)](#)
[INVESTEC GROUP INVESTMENTS \(UK\) LIMITED \(Today's Score: Not Scored\)](#)
[INVESTEC TECHNOLOGY TRUST LIMITED \(Today's Score: Suspended\)](#)
[HAMNIV \(GP\) LIMITED \(Today's Score: 73\)](#)
[CRESCENT CAPITAL NI LIMITED \(Today's Score: 55\)](#)
[INVESTEC INVESTMENT TRUST PLC \(Today's Score: 94\)](#)
[J. FRANKAU HOLDINGS LIMITED \(Today's Score: Not scored\)](#)
[CLPE 1991 LIMITED \(Today's Score: Not scored\)](#)
[BRECKENBURN REALISATIONS LIMITED \(Today's Score: Not Scored\)](#)
[ARC GLOBAL MANAGEMENT LIMITED \(Today's Score: Suspended\)](#)
[LANDGAS ENERGY LIMITED \(Today's Score: Suspended\)](#)
[TRILATERAL GROUP LIMITED \(Today's Score: 85\)](#)
[XTREME INFORMATION LIMITED \(Today's Score: 64\)](#)
[ARCADIA PUBLISHING INTERNATIONAL LIMITED \(Today's Score: Suspended\)](#)
[CV \(BULGARIA\) LIMITED \(Today's Score: 85\)](#)
[TEMPUS HOLDCO LIMITED \(Today's Score: Suspended\)](#)
[HAMPTONS INTERNATIONAL MORTGAGES LIMITED \(Today's Score: 38\)](#)
[LAURENCE KING PUBLISHING LTD \(Today's Score: 63\)](#)
[VIANET GROUP PLC \(Today's Score: Suspended\)](#)
[RADIO INVESTMENTS LTD. \(Today's Score: 66\)](#)
[COVENANT HEALTHCARE LIMITED \(Today's Score: Suspended\)](#)
[MARKETFORM GROUP LIMITED \(Today's Score: 66\)](#)
[INCISIVE MEDIA LIMITED \(Today's Score: 80\)](#)
[CAMERON TAYLOR GROUP LIMITED \(Today's Score: Not scored\)](#)
[SEVEN PUBLISHING GROUP LIMITED \(Today's Score: 50\)](#)
[CATAPULT VENTURE MANAGERS LIMITED \(Today's Score: 64\)](#)
[BRENTWOOD SCHOOL ENTERPRISES \(Today's Score: 69\)](#)
[RATHBONE BROTHERS PUBLIC LIMITED COMPANY \(Today's Score: 85\)](#)
[INTACHEM 2010 \(Today's Score: 98\)](#)
[SATELLITE INFORMATION SERVICES \(HOLDINGS\) LIMITED \(Today's Score: 84\)](#)
[OVAL LIMITED \(Today's Score: 66\)](#)
[CALEDONIA INVESTMENTS PLC \(Today's Score: 98\)](#)
[THE AMBER CHEMICAL COMPANY LIMITED \(Today's Score: 84\)](#)

Click on the directors name for a Directors report

Company Director

[GEOFFREY DEMAINE HILL](#)

Appointment Date:	25/09/2006
Date of Birth:	09/12/1947
Nationality:	BRITISH
Occupation/ Function:	CHARTERED ACCOUNTANT
Address:	340 DEANSGATE, MANCHESTER, M3 4LY
Previous Filed Address:	-
Total Current Directorships:	12

Of the 12 directorships the lowest risk score today is 0, the highest is 98

Of the 12 directorships the lowest credit limit today is £0, the highest is £6,000,000

This Director also has 12 resigned directorships of which, 3 have become insolvent within 12 months of resignation date and 3 have become dissolved within 12 months of resignation date.

[BEGBIES TRAYNOR GROUP PLC \(Today's Score: 83\)](#)

[SHAWS GROUP LIMITED \(Today's Score: Not scored\)](#)

[SHAW TAX LIMITED \(Today's Score: Not scored\)](#)
[IBIS CONSULT LIMITED \(Today's Score: 64\)](#)
[WBS RECRUITMENT SOLUTIONS LIMITED \(Today's Score: Suspended\)](#)
[SEPULVEDA LIMITED \(Today's Score: Not scored\)](#)
[BTG TRUSTEES LIMITED \(Today's Score: Not scored\)](#)
[FORMHORSE LIMITED \(Today's Score: Suspended\)](#)
[BTG GLOBAL RISK PARTNERS LIMITED \(Today's Score: 48\)](#)
[SEVERN SPORT MOUNTAIN ADVENTURES LIMITED \(Today's Score: 54\)](#)
[MACRO CLEAN LIMITED \(Today's Score: Suspended\)](#)
[SEPULVEDA LIMITED \(Today's Score: Not scored\)](#)
[WBS KINGSTON SMITH CONSULTING LIMITED \(Today's Score: Suspended\)](#)
[E-TEMPEST LIMITED \(Today's Score: Suspended\)](#)
[WBS CONSULTING LIMITED \(Today's Score: Suspended\)](#)
[WBS AUDIT LIMITED \(Today's Score: Not scored\)](#)
[WBS CORPORATE FINANCE LIMITED \(Today's Score: Not scored\)](#)
[WBS LIMITED \(Today's Score: 62\)](#)
[GRANVILLE BAIRD WEALTH MANAGEMENT LIMITED \(Today's Score: Not scored\)](#)
[RSM TENON FINANCIAL MANAGEMENT LIMITED \(Today's Score: 70\)](#)
[PATHOL LIMITED \(Today's Score: 8\)](#)
[IBIS LIMITED \(Today's Score: Not Scored\)](#)
[TSPCO 170 LIMITED \(Today's Score: Not Scored\)](#)
[PATHOL LIMITED \(Today's Score: 8\)](#)

Click on the directors name for a Directors report

Company Director

[GEOFREY DEMAINE HILL](#)

Appointment Date: 25/09/2006
Date of Birth: 09/12/1947
Nationality: BRITISH
Occupation/ Function: CHARTERED ACCOUNTANT
Address: 1 HALL DRIVE, BRAMHOPE, LEEDS, WEST YORKSHIRE, LS16 9JF
Previous Filed Address: -
Total Current Directorships: 1

Of the 1 directorships the lowest risk score today is 83, the highest is 83

Of the 1 directorships the lowest credit limit today is £3,500,000, the highest is £3,500,000

[BEGBIES TRAYNOR GROUP PLC \(Today's Score: 83\)](#)

Click on the directors name for a Directors report

Company Director

[RANDOLF GRAHAM MCINNES](#)

Appointment Date: 24/09/2004
Date of Birth: 19/01/1952
Nationality: BRITISH
Occupation/ Function: CORPORATE FINANCIER
Address: 340 DEANS GATE, MANCHESTER, M3 4LY
Previous Filed Address: -
Total Current Directorships: 4

Of the 4 directorships the lowest risk score today is 64, the highest is 83

Of the 4 directorships the lowest credit limit today is £120,000, the highest is £3,500,000

This Director also has 32 resigned directorships of which, 8 have become insolvent within 12 months of resignation date and 9 have become dissolved within 12 months of resignation date.

[BEGBIES TRAYNOR GROUP PLC \(Today's Score: 83\)](#)

[BERMINGHAM LIMITED \(Today's Score: Suspended\)](#)

[ALAN DICK ENGINEERING LIMITED \(Today's Score: 71\)](#)

[NEWTON TECHNOLOGY GROUP PLC \(Today's Score: 64\)](#)

[HAZELS DEVELOPMENT COMPANY LIMITED \(Today's Score: Not scored\)](#)

[SKEMTECH LIMITED \(Today's Score: 72\)](#)

[GLOBE TMC LIMITED \(Today's Score: Suspended\)](#)

[ENTERPRISE MANAGED SERVICES LIMITED \(Today's Score: 90\)](#)

[ENTERPRISE MAINTENANCE SERVICES LIMITED \(Today's Score: Not scored\)](#)

[ENTERPRISE PUBLIC SERVICES LIMITED \(Today's Score: Not scored\)](#)

[ENTERPRISE VENTURES LIMITED \(Today's Score: 58\)](#)
[TMG CENTRAL SERVICES LIMITED \(Today's Score: Suspended\)](#)
[FIRST CLAIMS RESPONSE \(MANCHESTER\) LIMITED \(Today's Score: 71\)](#)
[FIRST CLAIMS RESPONSE LIMITED \(Today's Score: Not scored\)](#)
[A.R.M. SERVICES GROUP LIMITED \(Today's Score: Not scored\)](#)
[PRISM RESEARCH LIMITED \(Today's Score: Not scored\)](#)
[ENTERPRISES LIMITED \(Today's Score: Suspended\)](#)
[ICE DEVELOPMENTS \(BERWICK HILLS\) LIMITED \(Today's Score: Suspended\)](#)
[RHOBURT STREET LIGHTING LIMITED \(Today's Score: Not scored\)](#)
[NEWHALL REFURBISHMENTS LTD. \(Today's Score: Not scored\)](#)
[ENTERPRISE UTILITY SERVICES LIMITED \(Today's Score: Not scored\)](#)
[A.R.M. CABLE LIMITED \(Today's Score: Suspended\)](#)
[LANCASHIRE ENTERPRISES \(EUROPE\) LIMITED \(Today's Score: Not scored\)](#)
[THE EQUITY MORTGAGE COMPANY LIMITED \(Today's Score: Suspended\)](#)
[REDCLIFFE WHARF COMPANY LIMITED \(Today's Score: Suspended\)](#)
[ICE PROPERTY INVESTMENT COMPANY LIMITED \(Today's Score: Suspended\)](#)
[ICE DEVELOPMENTS LIMITED \(Today's Score: Not scored\)](#)
[ICE INVESTMENTS LIMITED \(Today's Score: Suspended\)](#)
[INNER CITY ENTERPRISES PUBLIC LIMITED COMPANY \(Today's Score: Suspended\)](#)
[ENTERPRISE UTILITY SERVICES \(TBC\) LIMITED \(Today's Score: Not scored\)](#)
[CAREERS ENTERPRISE LIMITED \(Today's Score: 60\)](#)
[66/70 SOUTH LAMBETH ROAD MANAGEMENT COMPANY LIMITED \(Today's Score: Not scored\)](#)
[ENTERPRISE HOLDING COMPANY NO 1 LIMITED \(Today's Score: 93\)](#)
[NEWTON TECHNICAL SERVICES LIMITED \(Today's Score: 49\)](#)
[S G CONTROLS LIMITED \(Today's Score: 68\)](#)
[METALS RESEARCH LIMITED \(Today's Score: 66\)](#)

Click on the directors name for a Directors report

Company Director

[MR RICHARD WILLIAM TRAYNOR](#)

Appointment Date:	05/05/2004
Date of Birth:	06/11/1959
Nationality:	BRITISH
Occupation/ Function:	DIRECTOR
Address:	340 DEANS GATE, MANCHESTER, M3 4LY
Previous Filed Address:	-
Total Current Directorships:	23

Of the 23 directorships the lowest risk score today is 0, the highest is 89

Of the 23 directorships the lowest credit limit today is £0, the highest is £3,500,000

This Director also has 3 resigned directorships of which, 1 have become insolvent within 12 months of resignation date and 1 have become dissolved within 12 months of resignation date.

[TD AVIATION LIMITED \(Today's Score: Suspended\)](#)
[QUANTUM CORPORATE FINANCE LIMITED \(Today's Score: Not scored\)](#)
[W3 HOME LOANS LIMITED \(Today's Score: Not scored\)](#)
[BEGBIES ACCOUNTANTS LIMITED \(Today's Score: Not scored\)](#)
[BEGBIES TRAYNOR INTERNATIONAL LIMITED \(Today's Score: Not Scored\)](#)
[BEGBIES TRAYNOR GROUP PLC \(Today's Score: 83\)](#)
[MARPLACE \(NUMBER 625\) \(Today's Score: Not scored\)](#)
[MARPLACE \(NUMBER 620\) LIMITED \(Today's Score: Not scored\)](#)
[MARPLACE \(NUMBER 622\) LIMITED \(Today's Score: Not scored\)](#)
[MARPLACE \(NUMBER 621\) LIMITED \(Today's Score: Suspended\)](#)
[MARPLACE \(NUMBER 608\) LIMITED \(Today's Score: Suspended\)](#)
[BEGBIES TRAYNOR \(CENTRAL\) LIMITED \(Today's Score: Not scored\)](#)
[BEGBIES TRAYNOR \(NORTH\) LIMITED \(Today's Score: Not scored\)](#)
[BEGBIES TRAYNOR \(EAST\) LIMITED \(Today's Score: Not scored\)](#)
[INSOLVENCY ADVICE LIMITED \(Today's Score: Not scored\)](#)
[BTG CONSULTING LIMITED \(Today's Score: 59\)](#)
[PRESSROAD LIMITED \(Today's Score: Suspended\)](#)
[BEGBIES TRAYNOR LIMITED \(Today's Score: 89\)](#)
[BEGBIES TRAYNOR \(YORKSHIRE\) LIMITED \(Today's Score: Suspended\)](#)
[LEXUS CONSULTING LIMITED \(Today's Score: Suspended\)](#)
[BUCHLER PHILLIPS TRAYNOR \(PRESTON\) LIMITED \(Today's Score: Suspended\)](#)

[HAMILTONS INSOLVENCY PRACTITIONERS LIMITED \(Today's Score: 72\)](#)
[DAVID HORNER & CO LIMITED \(Today's Score: Not scored\)](#)
[CORNHILL PROPERTY MANAGEMENT LIMITED \(Today's Score: Suspended\)](#)
[NMH FINANCIAL LIMITED \(Today's Score: 47\)](#)
[BEGBIES TRAYNOR \(EAST\) LIMITED \(Today's Score: Not scored\)](#)

Click on the
directors name for a
Directors report

Previous Company Director

[JOHN ANTHONY GITTINS](#)

Resignation Date: 20/08/2010
Date of Birth: 26/01/1960
Nationality: BRITISH
Occupation/ Function: CHEIF FINANCIAL OFFICER
Address: 340 DEANSGATE, MANCHESTER, M3 4LY
Previous Filed Address: -
Total Current Directorships: 26

This Director also has 185 resigned directorships of which, 121 have become insolvent within 12 months of resignation date and 137 have become dissolved within 12 months of resignation date.

Click on the
directors name for a
Directors report

Previous Company Director

[MR ANDREW DAVID DICK](#)

Resignation Date: 02/10/2009
Date of Birth: 17/07/1965
Nationality: BRITISH
Occupation/ Function: DIRECTOR
Address: THE OLD VICARAGE, VICARAGE LANE, CHURCHTOWN, PRESTON, LANCASHIRE, PR3 0HW
Previous Filed Address: -
Total Current Directorships: 7

This Director also has 19 resigned directorships of which, 1 have become insolvent within 12 months of resignation date and 1 have become dissolved within 12 months of resignation date.

Click on the
directors name for a
Directors report

Previous Company Director

[PAUL ALAN RHODES](#)

Resignation Date: 25/09/2006
Date of Birth: 04/10/1942
Nationality: BRITISH
Occupation/ Function: COMPANY DIRECTOR
Address: MOSSCAR FARM, BEWERLEY, PATELEY BRIDGE, NORTH YORKSHIRE, HG3 5BU
Previous Filed Address: -
Total Current Directorships: 2

This Director also has 4 resigned directorships of which, 2 have become insolvent within 12 months of resignation date and 2 have become dissolved within 12 months of resignation date.

Click on the
directors name for a
Directors report

Previous Company Director

[MR PHILIP HOLDEN](#)

Resignation Date: 01/09/2005
Date of Birth: 15/10/1965
Nationality: BRITISH
Occupation/ Function: SOLICITOR
Address: OAK HOUSE, 10 OAK WAY, HARPENDEN, HERTFORDSHIRE, AL5 2NT
Previous Filed Address: -
Total Current Directorships: 11

This Director also has 21 resigned directorships of which, 5 have become insolvent within 12 months of resignation date and 3 have become dissolved within 12 months of resignation date.

Click on the
directors name for a
Directors report

Previous Company Director

[SECRETARIAL APPOINTMENTS LIMITED](#)

Resignation Date: 05/05/2004
Date of Birth: -
Nationality: BRITISH

Occupation/ Function: FORMATION AGENT
Address: 16 CHURCHILL WAY, CARDIFF, CF10 2DX
Previous Filed Address: -
Total Current Directorships: 651
This Director also has 35588 resigned directorships of which, 17627 have become insolvent within 12 months of resignation date and 17327 have become dissolved within 12 months of resignation date.

Click on the
directors name for a
Directors report

Previous Company Director

[CORPORATE APPOINTMENTS LIMITED](#)

Resignation Date: 05/05/2004
Date of Birth: -
Nationality: BRITISH
Occupation/ Function: FORMATION AGENT
Address: 16 CHURCHILL WAY, CARDIFF, CF10 2DX
Previous Filed Address: -
Total Current Directorships: 563
This Director also has 34620 resigned directorships of which, 17206 have become insolvent within 12 months of resignation date and 16886 have become dissolved within 12 months of resignation date.